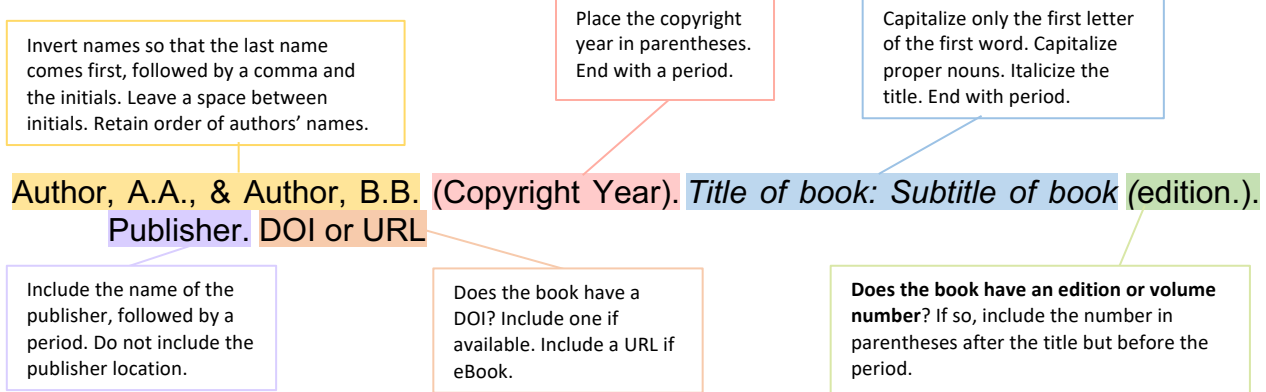


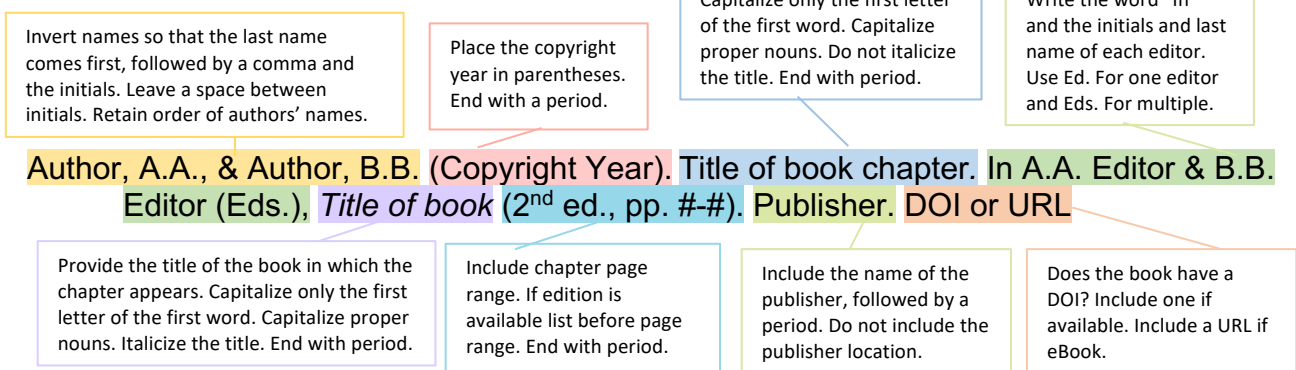
APA Style Quick Reference Guide

The following examples are based on the style recommended in the *Publication Manual of the American Psychological Association, Seventh Edition*.

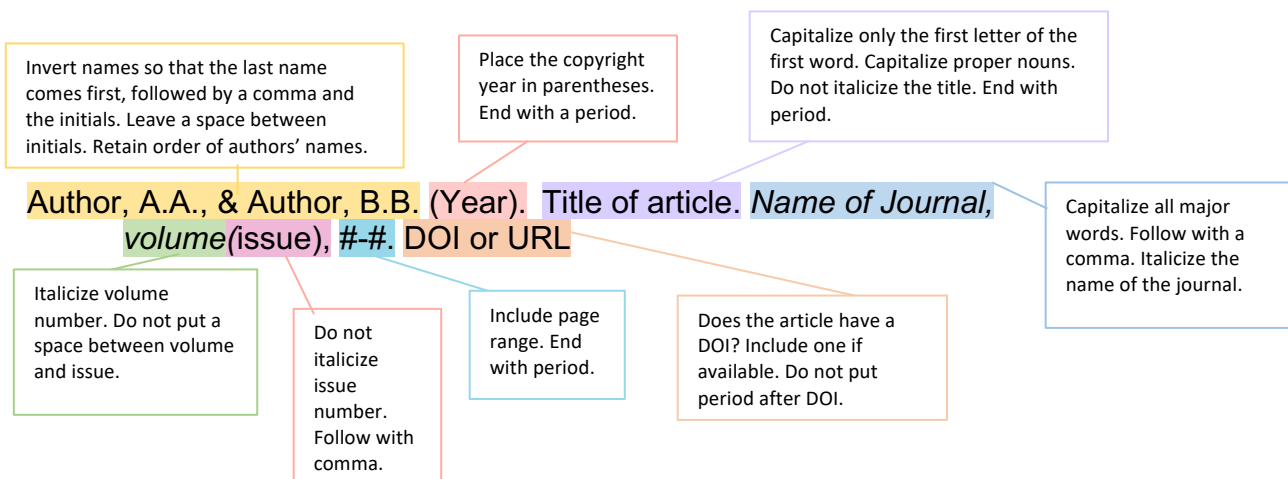
BOOK



CHAPTER IN AN EDITED BOOK



ONLINE JOURNAL ARTICLE



ONLINE VIDEO

Invert names so that the last name comes first, followed by a comma and the initials. If no author, use name of

Place the copyright year in parentheses. End with a period.

Capitalize only the first letter of the first word. Capitalize proper nouns. Do not italicize the title. End with period.

Author, A.A. (Date). Title of entry or article. In *Name of reference source*. Retrieved from complete URL

Write "Retrieved from" and include URL. Do not place a period after URL.

Write "In" and then the name of the encyclopedia. Follow with a period. Italicize the name of the website.

WEBSITE

Invert names so that the last name comes first, followed by a comma and the initials. Leave a space between initials. If no author, list name of company or government body.

Place the copyright year in parentheses. End with a period.

Capitalize only the first letter of the first word. Capitalize proper nouns. Italicize the title. End with period.

Author, A.A., & Author, B.B. (Date). Title of entry or article. Name of Website. Retrieved Date, from URL

Only include a retrieved date if information is likely to change!

Write "Retrieved" and include access date. End with comma.

Write "from" and include URL. Do not place a period after URL.

Capitalize all major words. Follow with a comma. Do not italicize the name of the website.

IN TEXT CITATIONS

Single author	Last name followed by comma and year	(Johnson, 2022).
2 authors	Last names followed by comma and year. Use the ampersand (&) not "and"	(Thompson & Johnson, 2022).
3+ authors	List on the first author's name followed by "et al."	(Peters et al., 2023).

MULTIPLE AUTHORS (in references page)

Single author	Last name first, followed by first initial(s)
2 authors	List by their last names and initials. Separate author names with a comma. Use the ampersand (&) instead of "and."
3-19 authors	List by their last names and initials. Separate author names with a comma. Use the ampersand (&) instead of "and."
20+ authors	List by last names and initials; commas separate author names. After the first 19 authors' names, use an ellipsis in place of the remaining author names. Then, end with the final author's name (do not place an ampersand before it). There should be no more than twenty names in the citation in total.

Looking for more citation help? See our [APA Citation Style Guide](#) or [Ask a Librarian](#) for more assistance!

